

Version 3.2
January 2019

- 1 Magnetic LED work lamp
- 2 AA battery holder
- 3 Lithium battery holder
- 4 Magnetic side clip
- 5 Micro USB-A cable




Specifications

LED:	CREE XM-L2
Luminance:	500 lm
Bulb Life:	50,000 hrs (bulb not replaceable)
Batteries:	3 AA or 1 rechargeable lithium 18650 with overload protection (not supplied)

Approx. life:	AA = 3.5 hrs Lithium 18650 = 5.5 hrs
Includes:	Magnetic base, magnetic side clip, AA and Lithium battery holders and Micro USB-A cable

To Use with 3 AA Batteries

Place 3 AA batteries into the battery holder according to the + - symbols on the ends of the holder. Unscrew the end cap at the base of the lamp and insert the holder into the lamp body following the directional arrow on the side of the holder as shown in **Fig 1**. Screw the end cap back on and press the button to switch the lamp on / off.



To Use with 1 Lithium 18650 Battery

Insert the Lithium battery into the Lithium battery holder then insert into the lamp body with the positive (+) end facing forwards. Screw on the end cap and press the button to switch the lamp on / off. **The use of a good quality battery with overload protection is recommended.**

To Use with the Micro USB-A Cable

Ensure the **empty** AA battery holder is fitted inside the lamp. Attach the Micro USB-A cable to the lamp and 5 V, 1 A USB plug socket adaptor (not included) to operate. See **Fig 2**.

Focus Adjustment

The lamp beam is adjustable from a spotlight to a floodlight by sliding the lamp's front collar. Slide the collar outwards to achieve a spotlight as shown in **Fig 3** and to the rear for a floodlight beam as shown in **Fig 4**.

Charging

The use of a compatible external battery charger to charge the lithium 18650 battery is recommended.

WARNING

The use of the lamp through mains power together with an inserted 18650 Lithium battery is not recommended, as this could damage the lamp and / or the battery.

Magnetic Side Clip

A side clip with magnetic back is supplied for alternative mounting methods of the lamp on steel products. The clip can function as a storage holder or can be removed from the lamp.

Fig 2





Fig 3



Fig 4



Record Power Ltd, Centenary House, 11 Midland Way, Barlborough Links, Chesterfield, Derbyshire S43 4XA

Tel: +44 (0) 1246 571 020 Fax: +44 (0) 1246 571 030 www.recordpower.co.uk

To register a product and find your local stockist visit

recordpower.info

Made in China